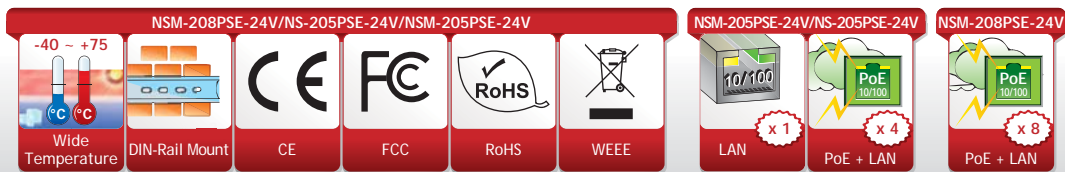


NS-205PSE-24V/NSM-205PSE-24V

5-port 10/100 Mbps PoE (PSE) Ethernet Switch with +24 V_{DC} Input

NSM-208PSE-24V *NEW*

8-port 10/100 Mbps PoE (PSE) Ethernet Switch with +24 V_{DC} Input



Features ▶▶▶

- Full duplex IEEE 802.3x and half duplex backpressure flow control
- Supports operating temperatures from -40 °C ~ +75 °C
- Each port supports both 10/100 Mbps speed auto negotiation
- Power Inputs +18 V_{DC} ~ +32 V_{DC} For NS-205PSE-24V/NSM-205PSE
- Power Inputs +18 V_{DC} ~ +55 V_{DC} For NSM-208PSE-24V
- Automatic MDI/MDI-X crossover for plug-and-play
- Store-and-forward architecture
- 3.2 Gbps high performance memory bandwidth
- IEEE 802.3af compliant PoE ports
- DIN-Rail Mounting

Introduction

The NS-205PSE-24V/NSM-205PSE-24V is a 5-port unmanaged PoE (Power over Ethernet) Industrial Ethernet switch; it supports 4 PoE ports which are classified as power source equipment (PSE). The NSM-208PSE-24V/NS-205PSE-24V/NSM-205PSE-24V makes centralized power supply come true and provides up to 15.4 watts of power per PSE port.

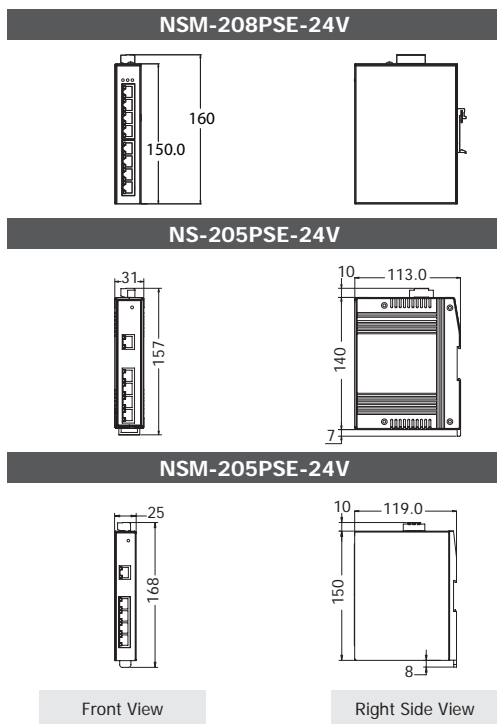
Ethernet switches are designed with +24 V_{DC} to +48 V_{DC} boost for PoE application where +48 V_{DC} power supply is not available.

Specifications

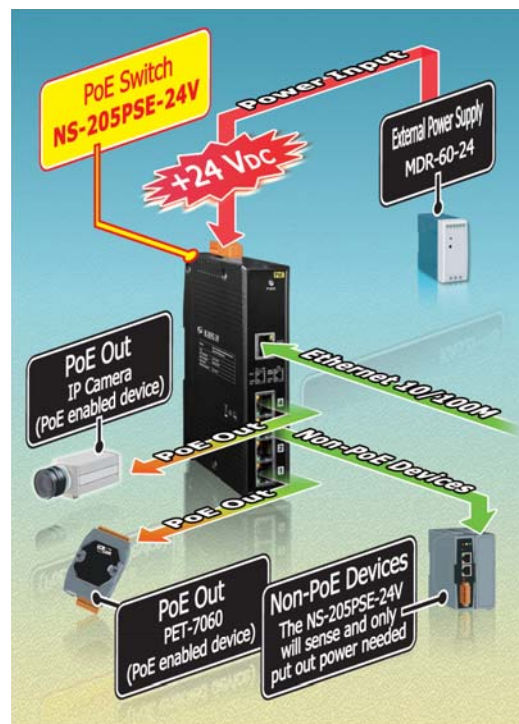
Models	NS-205PSE-24V	NSM-205PSE-24V	NSM-208PSE-24V
Technology			
Standards	IEEE 802.3, 802.3u, 802.3x, 802.3af (Power over Ethernet)		
Processing Type	Store & forward; wire speed switching		
MAC Addresses	1024		
Memory Bandwidth	3.2 Gbps		
Frame Buffer Memory	512 Kbit		
Flow Control	IEEE 802.3x flow control, back pressure flow control		
Interface			
RJ-45 Ports	10/100 Base-T(X) auto negotiation speed, F/H duplex mode, and auto MDI/MDI-X connection		
LED Indicators	Power, Link/Act, 10/100M, Power Device is detected		
Ethernet Isolation	1500 V _{rms} 1 minute		
EMS Protection	Yes		

Models	NS-205PSE-24V	NSM-205PSE-24V	NSM-208PSE-24V
Power Input			
Input Voltage Range	+18 V _{dc} ~ +32 V _{dc}		+18 V _{dc} ~ +55 V _{dc}
Power Consumption	0.24 A @ 24 V _{dc} without PD loading 3.2 A @ 24 V _{dc} with PD full loading		0.28 A @ 24 V _{dc} without PD loading 6.1 A @ 24 V _{dc} with PD full loading
Protection	Power reverse polarity protection		
EMS Protection	Yes		
Connector	3-Pin Removable Terminal Block		6-Pin Removable Terminal Block
PoE Technology			
PoE Compliance	100% IEEE 802.3af compliant		
PoE Classification	PSE (Power Sourcing Equipment)		
PoE Power	Up to 15.4 watts per channel		
PoE Operation	Automatic detection and power management		
PoE Pin Assignments	V+ (Pin 1, 2), V- (Pin 3, 6)		
Mechanical			
Casing	Plastic	Metal (IP30 Protection)	
Dimensions (W x L x H) (Units: mm)	31 x 113 x 157	25 x 119 x 168	28 x 120 x 160
Installation	DIN-Rail Mounting		
Environment			
Operating Temperature	-40 °C ~ +75 °C		
Storage Temperature	-40 °C ~ +85 °C		
Ambient Relative Humidity	10% ~ 90% RH, non-condensing		

Dimensions (Units: mm)



Applications



Ordering Information

NS-205PSE-24V CR	Unmanaged 5-port 10/100 Mbps PoE (PSE) Ethernet Switch; +24 V _{dc} Input (RoHS) 5fH'BC''%&' * &-
NSM-205PSE-24V CR	Unmanaged 5-port 10/100 Mbps PoE (PSE) Ethernet Switch with Metal Casing; +24 V _{dc} Input (RoHS) 5fH'BC''%&'(, *
NSM-208PSE-24V CR	Unmanaged 8-port 10/100 Mbps PoE (PSE) Ethernet Switch with Metal Casing; +24 V _{dc} Input (RoHS) 5fH'BC''%&'&,\$(

Accessories

DP-1200	24 V/5 A, 120 W Power Supply with DIN-Rail Mounting
MDR-60-24	24 V/2.5 A, 60 W Power Supply with DIN-Rail Mounting
DR-120-24	4 V/5 A, 120 W Single Output Industrial DIN Rail Power Supply
SDR-240-24	24 V/10 A, 240 W Single Output Industrial DIN Rail Power Supply with PFC Function